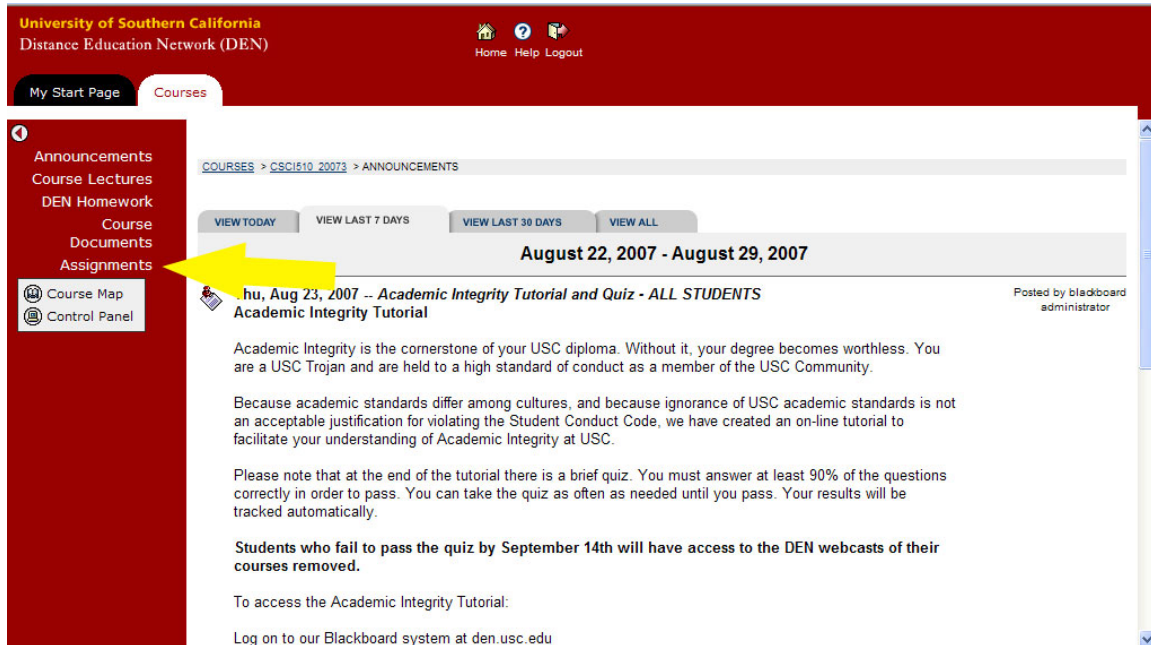


CS510 Homework Submission Guideline

- All homework assignments **MUST** be submitted using the DEN Assignment Manager
- Please do NOT email your assignments to DEN (denhw@usc.edu) or to the TA and do not use the Digital Dropbox. TA will delete immediately if you email your homework to the TA.
- Please use the following instructions for assignment submission.



University of Southern California
Distance Education Network (DEN)

Home Help Logout

My Start Page Courses

Announcements
Course Lectures
DEN Homework
Course Documents
Assignments

Course Map
Control Panel

COURSES > CSCI510 20073 > ANNOUNCEMENTS

VIEW TODAY VIEW LAST 7 DAYS VIEW LAST 30 DAYS VIEW ALL

August 22, 2007 - August 29, 2007

hu, Aug 23, 2007 -- *Academic Integrity Tutorial and Quiz - ALL STUDENTS*
Academic Integrity Tutorial

Posted by blackboard administrator

Academic Integrity is the cornerstone of your USC diploma. Without it, your degree becomes worthless. You are a USC Trojan and are held to a high standard of conduct as a member of the USC Community.

Because academic standards differ among cultures, and because ignorance of USC academic standards is not an acceptable justification for violating the Student Conduct Code, we have created an on-line tutorial to facilitate your understanding of Academic Integrity at USC.

Please note that at the end of the tutorial there is a brief quiz. You must answer at least 90% of the questions correctly in order to pass. You can take the quiz as often as needed until you pass. Your results will be tracked automatically.

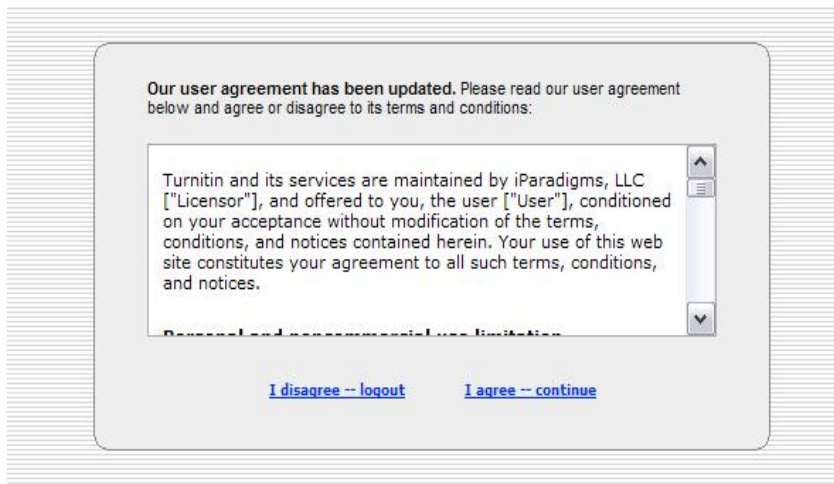
Students who fail to pass the quiz by September 14th will have access to the DEN webcasts of their courses removed.

To access the Academic Integrity Tutorial:

Log on to our Blackboard system at den.usc.edu

Click on “Assignments” to get in the assignment manager.

Then if you are the first time user of the Assignment Manager, you will be prompted of a user agreement as the following:



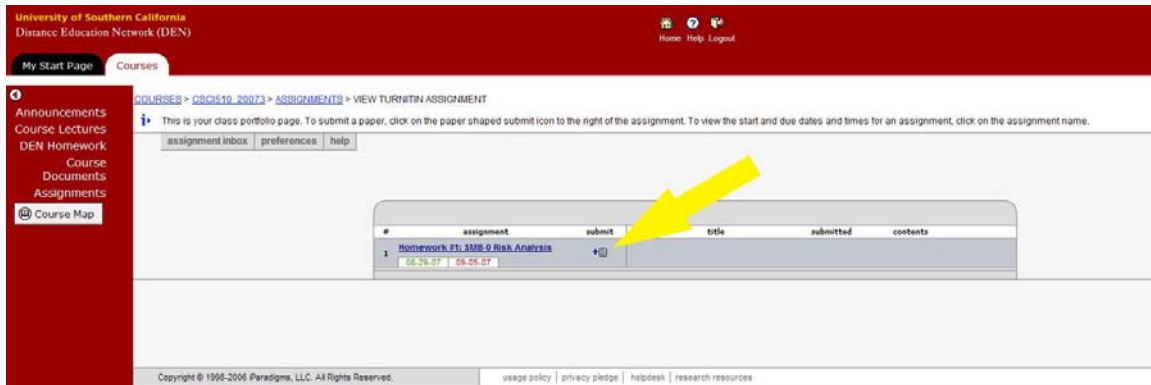
Our user agreement has been updated. Please read our user agreement below and agree or disagree to its terms and conditions:

Turnitin and its services are maintained by iParadigms, LLC ["Licensor"], and offered to you, the user ["User"], conditioned on your acceptance without modification of the terms, conditions, and notices contained herein. Your use of this web site constitutes your agreement to all such terms, conditions, and notices.

Personal and non-commercial use limitation

[I disagree -- logout](#) [I agree -- continue](#)

Click on “I agree – continue”, and then it will take you to the homework listing page as shown below,



To submit a homework, click on the submit button next to the homework, then you will get to the following page,



Fill in your first name, last name, and submission title (use the title guideline below) and add your homework file by clicking on the browse button. Your homework file should follow the same submission title guideline when naming the file.

Follow the on-screen instruction to complete the submission and make sure you see that your homework is successfully submitted.

Submission title guideline:

All titles or filename should following the format “lastname_firstname-HW#.doc” or “lastname_firstname-HW#.pdf”, we prefer to use only .doc and .pdf for acceptable file format for homework assignments.